

EXPFT-40-12V

12 Volt 40 Amp.
Front Terminal Battery

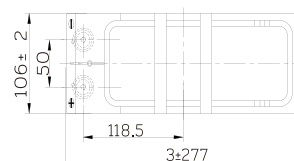
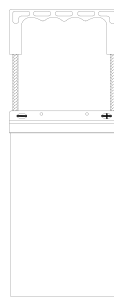
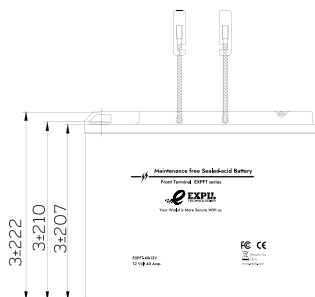
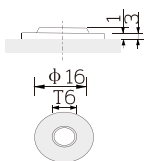
Physical Specification

Part Number:	EXPFT-40-12V
Length:	277 ± 2mm (3.78 inches)
Width:	106 ± 2mm (0.98 inches)
Container Height:	222 ± 2mm (2.44 inches)
Total Height (with terminal):	222 ± 2mm (2.44 inches)
Approx Weight:	14.6 Kg (32.2 lbs)



Dimensions

■ M6 Terminal



Specifications

	Nominal Voltage	12V
	Nominal Capacity (10HR)	40AH
Terminal Option	M6	
Container Material	Standard Option	ABS
	Flame Retardant Option (FR)	ABS (UL94:VO)
Rated Capacity	(20hr,2.1A,1.80V/cell)	42.0 Ah
	(10hr,4.0A,1.80V/cell)	40.0 Ah
	(8hr,4.98A,1.75V/cell)	39.8 Ah
	(5hr,7.56A,1.75V/cell)	37.8 Ah
	(1hr,27.6A,1.67V/cell)	27.6 Ah
Max Discharge Current (5s)	400 A	
Internal Resistance	Approx.9.0mΩ	
Discharge Characteristics		Discharge: -15°C~50°C (5°F~122°F)
	Operating Temp. Range	Charge: 0°C~40°C (32°F~104°F) Storage: -15°C~40°C (5°F~104°F)
	Nominal Operating Temp. Range	25 ± 3°C (77 ± 5°F)
	Cycle Use	Initial Charging Current less than 1.05A. Voltage 14.4V~15V at 25°C (77°F) Temp. Coefficient -30mV/°C
	Self Discharge	No limit on Initial Charging Current Voltage 13.5V~13.8 V at 25°C (77°F) Temp. Coefficient 20-mV/°C
	Capacity affected by Temperature	40°C (104°F) 103%
		25°C (77°F) 100%
		0°C (32°F) 86%
Design Floating Life at 20°C	20+ Years	
Self Discharge	EXPLL deep cycle batteries may be stored for up to 6 months at 25°C (77°F) and then a refresh charge is required. For higher temperatures the time interval will be shorter. Self-discharge is less than 2%	

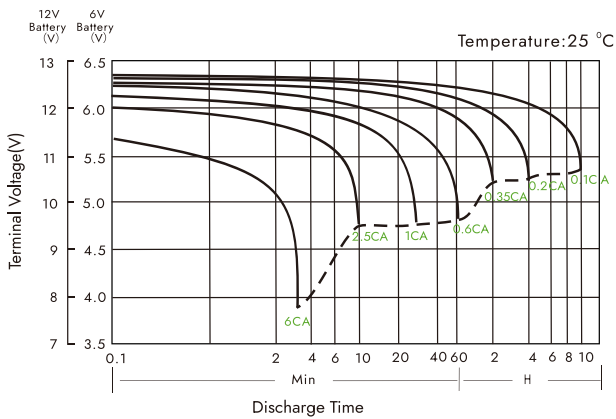
Constant Current Discharge (Amperes) at 25°C (77°F)

F.V/Time	10min	15min	20min	30min	45min	1h	2h	3h	4h	5h	6h	8h	10h	20h
1.85V/cell	67.5	59.3	51.3	40.3	30.2	22.8	13.7	10.3	8.21	6.86	6.05	4.57	3.75	2.01
1.80V/cell	77.8	66.7	56.8	43.5	32.0	25.2	14.9	11.2	8.85	7.39	6.22	4.90	4.00	2.10
1.75V/cell	83.5	70.7	59.4	45.1	32.9	26.1	15.3	11.4	9.07	7.56	6.34	4.98	4.06	2.15
1.70V/cell	88.5	73.3	61.3	46.4	33.6	27.1	15.8	11.8	9.30	7.73	6.46	5.07	4.13	2.17
1.67V/cell	92.3	75.2	62.8	47.3	34.2	27.6	16.1	12.0	9.43	7.83	6.51	5.13	4.16	2.19
1.60V/cell	95.0	77.4	64.1	48.3	34.7	29.0	16.7	12.4	9.74	8.07	6.59	5.25	4.25	2.23

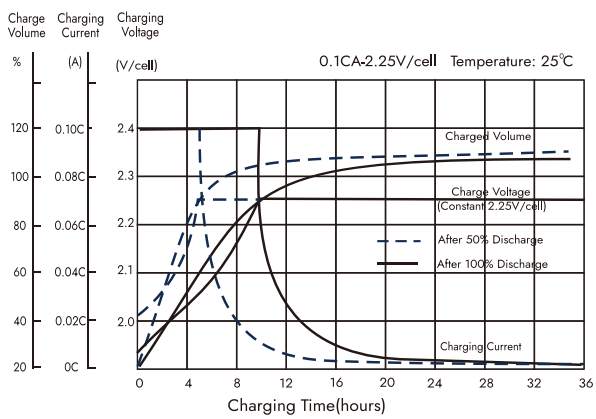
Constant Power Discharge (Watts/cell) at 25°C (77°F)

F.V/Time	10min	15min	20min	30min	45min	1h	2h	3h	4h	5h	6h	8h	10h	20h
1.85V/cell	129.9	109.4	94.8	75.2	58.8	44.2	26.7	20.2	16.1	13.5	12.1	9.04	7.42	4.00
1.80V/cell	145.5	123.6	103.4	81.0	62.8	48.6	28.9	21.8	17.3	14.5	12.7	9.65	7.90	4.17
1.75V/cell	157.2	129.4	109.3	84.4	64.5	50.1	29.6	22.3	17.7	14.8	12.9	9.81	8.01	4.26
1.70V/cell	164.4	135.2	112.9	86.4	65.8	51.6	30.4	22.8	18.1	15.1	13.0	10.0	8.13	4.31
1.67V/cell	169.5	138.7	114.7	87.3	65.8	52.4	30.8	23.1	18.3	15.2	13.1	10.1	8.19	4.34
1.60V/cell	173.2	145.9	118.2	89.2	66.8	54.4	31.9	23.8	18.8	15.6	13.3	10.3	8.34	4.42

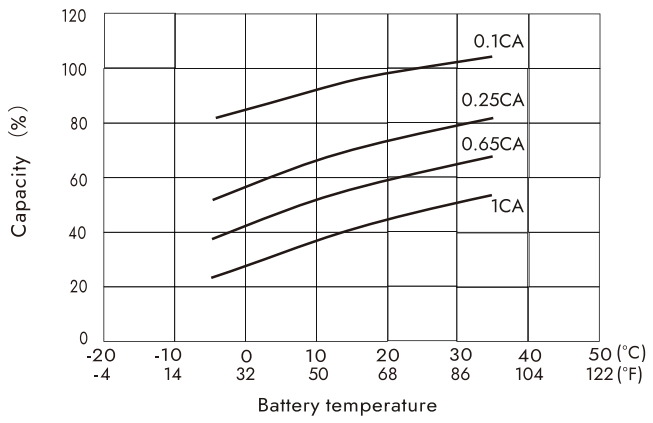
Discharge Characteristics



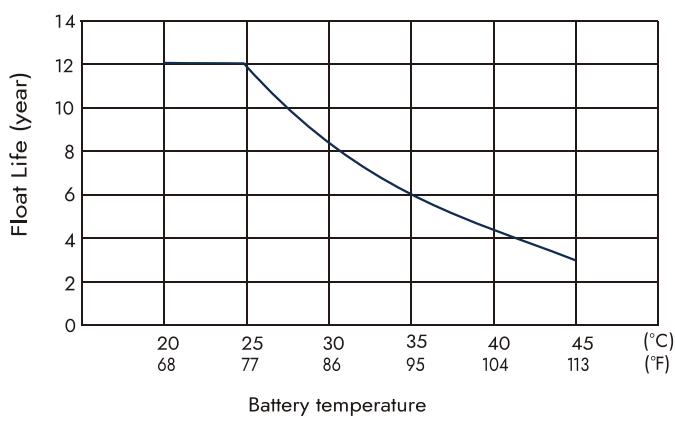
Float Charging Characteristics



Temperature Effects in Relation to Battery Capacity



Float Service Life



Temperature Effects in Relation to Battery Capacity

- Front terminal design
- Spill-free / Spill-proof
- Oxygen recombination technology
- Alloy plate grid
- Low self-discharge rate
- Absorbent Glass Mat (AGM)
- High power and volume rat
- Unrivalled energy density
- Valve regulated
- Extremely safe operations
- Short recharging time
- High reliability
- Rechargeable lead acid battery
- Optimum quality
- Developed by ExPII